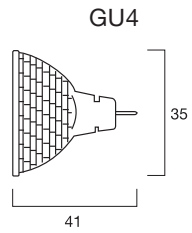


NEW

Extra Low Voltage - Energy Reduction Superia ER35 / Superia ER50

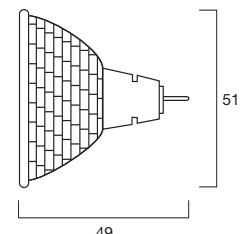




GU4

35

41



GU5.3

51

49

Superia ER / ECO 35

		20W	35W
540mmØ	1m	700 lx	1500 lx
1070mmØ	2m	181 lx	408 lx
1610mmØ	3m	80 lx	600 lx
2140mmØ	4m	46 lx	101 lx

Superia ER / ECO 50

		16W	28W	40W
175mmØ	1m	5000 lx	10000 lx	13000 lx
350mmØ	2m	1250 lx	2483 lx	3220 lx
525mmØ	3m	555 lx	1129 lx	1444 lx
700mmØ	4m	310 lx	620 lx	812 lx

Superia ER / ECO 50


		16W	28W	40W
689mmØ	1m	700 lx	1300 lx	1800 lx
1377mmØ	2m	173 lx	323 lx	450 lx
2066mmØ	3m	76 lx	145 lx	200 lx
2755mmØ	4m	43 lx	82 lx	113 lx

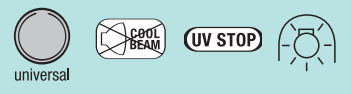
Superia ER / ECO 50

		16W	28W	40W
425mmØ	1m	4000 lx		
850mmØ	2m	999 lx		
1275mmØ	3m	444 lx		
1700mmØ	4m	249 lx		


Superia ER / ECO 50

		16W	28W	40W
1155mmØ	1m	300 lx	560 lx	1000 lx
2309mmØ	2m	75 lx	140 lx	250 lx
3464mmØ	3m	33 lx	62 lx	111 lx
4619mmØ	4m	19 lx	35 lx	62.5 lx





- **Saving 20% of energy with NO sacrifice to lighting quality over Dichroic 50 range**
- Xenon Halogen technology to enhance light output performance
- Optimised design of filament structure provides excellent light distribution
- High colour temperature gives more crispy white light
- Lower heat generation, resulting in reduced air conditioning and heat stress on ambience





Ordering Code	Description	Watt	Volt	Beam Angle	Cap	Colour Temp	Luminous Flux	Comparable Output	Average Rated Life	Packing Qty
Superia ER / ECO 35										
223380ER	FTD/ER ECO 12V/16W	16W	12V	30°/MFL	GU4	2900K	700 cd	20W	4000 hrs	10
223410ER	FTH/ER ECO 12V/28W	28W	12V	30°/MFL	GU4	3000K	1500 cd	35W	4000 hrs	10
Superia ER / ECO 50										
223010ER	ESX 12V/16W/ER ECO	16W	12V	12°/SP	GU5.3	2900K	5000 cd	20W	4000 hrs	10
223020ER	BAB 12V/16W/ER ECO	16W	12V	36°/FL	GU5.3	2900K	700 cd	20W	4000 hrs	10
223025ER	BSB 12V/16W/ER ECO	16W	12V	60°/WFL	GU5.3	2900K	300 cd	20W	4000 hrs	10
223050ER	FMT 12V/28W/ER ECO	28W	12V	12°/SP	GU5.3	3000K	10000 cd	35W	4000 hrs	10
223060ER	FMW 12V/28W/ER ECO	28W	12V	36°/FL	GU5.3	3000K	1300 cd	35W	4000 hrs	10
223065ER	FMF 12V/28W/ER ECO	28W	12V	60°/WFL	GU5.3	3000K	560 cd	35W	4000 hrs	10
223110ER	EXT 12V/40W/ER ECO	40W	12V	12°/SP	GU5.3	3050K	13000 cd	50W	4000 hrs	10
223120ER	EXZ 12V/40W/ER ECO	40W	12V	24°/MFL	GU5.3	3050K	4000 cd	50W	4000 hrs	10
223140ER	EXN 12V/40W/ER ECO	40W	12V	36°/FL	GU5.3	3050K	1800 cd	50W	4000 hrs	10
223150ER	FNV 12V/40W/ER ECO	40W	12V	60°/WFL	GU5.3	3050K	1000 cd	50W	4000 hrs	10